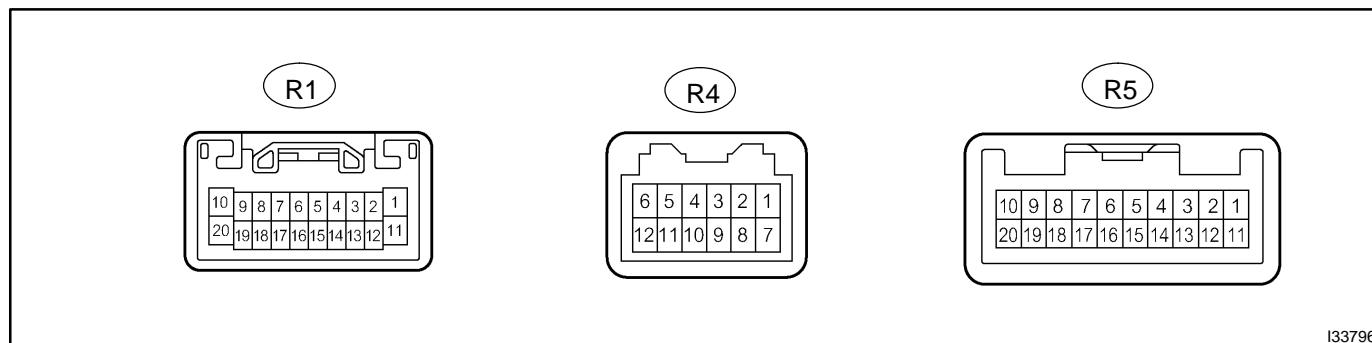


TERMINALS OF ECU

1. RADIO RECEIVER ASSY (Except 6 Speaker)

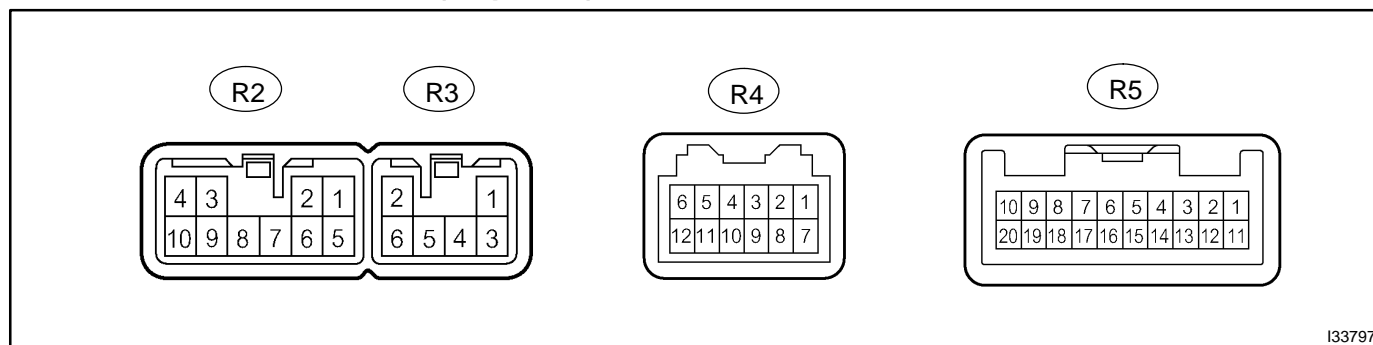


I33796

Terminal No. (Symbols)	Wiring Color	Condition	Specified condition
R1-7 ⇔ R1-20 (MUTE ⇔ GND)	W-R ⇔ BR	Radio switch is ON	3.5V or more
R4-9 (TX+)	R	See "Service check mode"	-
R4-10 (TX-)	G ⇔ -	See "Service check mode"	-
R1-1 ⇔ R1-20 (BU+B ⇔ GND)	L-Y ⇔ BR	Constant	10 - 14V
R1-2 ⇔ R1-20 (ILL+ ⇔ GND)	G ⇔ BR	Light control switch TAIL or HEAD	10 - 14V
R1-5 (TX+)	B	See "Service check mode"	-
R1-7 ⇔ R1-20 (MUTE ⇔ GND)	W-R ⇔ BR	Radio switch is ON	Below 1V
R1-8 ⇔ R1-20 (R+ ⇔ GND)	B ⇔ BR	Audio system is sounding	A waveform synchronized with sounds is output
R1-9 ⇔ R1-20 (L+ ⇔ GND)	R ⇔ BR	Audio system is sounding	A waveform synchronized with sounds is output
R1-11 ⇔ R1-20 (ACC+B ⇔ GND)	GR ⇔ BR	Ignition switch OFF	Below 1V
		Ignition switch ACC or ON	10 - 14V
R1-12 ⇔ R1-20 (ILL- ⇔ GND)	W-G ⇔ BR	Light control switch ON	10 - 14V
R1-15 (TX-)	W	See "Service check mode"	-
R1-10 ⇔ Body ground (SGND ⇔ Body ground)	Shielded ⇔ Body ground	Constant	Below 1V
R1-18 ⇔ R1-20 (R- ⇔ GND)	W ⇔ BR	Audio system is sounding	A waveform synchronized with sounds is output
R1-19 ⇔ R1-20 (L- ⇔ GND)	G ⇔ BR	Audio system is sounding	A waveform synchronized with sounds is output
R1-20 ⇔ Body ground (GND ⇔ Body ground)	BR ⇔ Body ground	Constant	Below 1V
R5-15 ⇔ R1-20 (RSR+ ⇔ GND)	B ⇔ BR	Audio system is sounding	A waveform synchronized with sounds is output
R5-16 ⇔ R1-20 (RSR- ⇔ GND)	W ⇔ BR	Audio system is sounding	A waveform synchronized with sounds is output

R5-17 ⇔ R1-20 (RSL+ ⇔ GND)	R ⇔ BR	Audio system is sounding	A waveform synchronized with sounds is output
R5-18 ⇔ R1-20 (RSL- ⇔ GND)	G ⇔ BR	Audio system is sounding	A waveform synchronized with sounds is output

2. RADIO RECEIVER ASSY (6 Speaker)

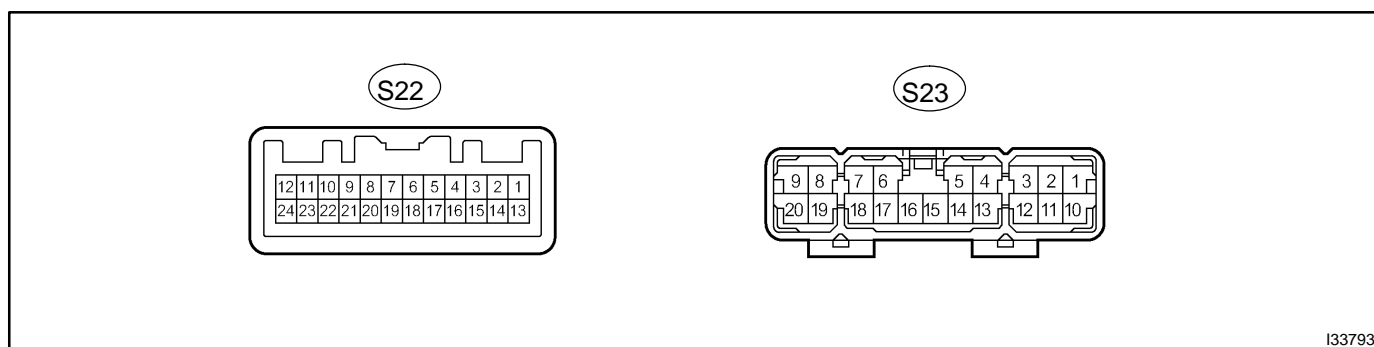


I33797

Terminal No. (Symbols)	Wiring Color	Condition	Specified condition
R4-6 ⇔ R2-7 (MUTE ⇔ GND)	P ⇔ BR	Radio switch is ON	3.5V or more
R4-9 (TX+)	R	See "Service check mode"	-
R4-10 (TX-)	G	See "Service check mode"	-
R2-4 ⇔ R2-7 (BU+B ⇔ GND)	L-Y ⇔ BR	Constant	10 - 14V
R2-10 ⇔ R2-7 (ILL+ ⇔ GND)	G ⇔ BR	Light control switch TAIL or HEAD	10 - 14V
R2-3 ⇔ R2-7 (ACC+B ⇔ GND)	GR ⇔ BR	Ignition switch OFF	Below 1V
		Ignition switch ACC or ON	10 - 14V
R3-5 ⇔ R2-7 (ILL- ⇔ GND)	W-G ⇔ BR	Light control switch HI or FLASH	10 - 14V
R2-7 ⇔ Body ground (GND ⇔ Body ground)	BR ⇔ Body ground	Constant	Below 1V
R5-15 ⇔ R2-7 (RSR+ ⇔ GND)	B ⇔ BR	Audio system is sounding	A waveform synchronized with sounds is output
R5-16 ⇔ R2-7 (RSR- ⇔ GND)	W ⇔ BR	Audio system is sounding	A waveform synchronized with sounds is output
R5-17 ⇔ R2-7 (RSL+ ⇔ GND)	R ⇔ BR	Audio system is sounding	A waveform synchronized with sounds is output
R5-18 ⇔ R2-7 (RSL- ⇔ GND)	G ⇔ BR	Audio system is sounding	A waveform synchronized with sounds is output
R3-2 ⇔ R2-7 (RL+ ⇔ GND)	B ⇔ BR	Audio system is sounding	A waveform synchronized with sounds is output
R3-1 ⇔ R2-7 (RR+ ⇔ GND)	R ⇔ BR	Audio system is sounding	A waveform synchronized with sounds is output
R2-2 ⇔ R2-7 (FL+ ⇔ GND)	P ⇔ BR	Audio system is sounding	A waveform synchronized with sounds is output
R2-1 ⇔ R2-7 (FR+ ⇔ GND)	LG ⇔ BR	Audio system is sounding	A waveform synchronized with sounds is output

R3-6 ⇔ R2-7 (RL- ⇔ GND)	Y ⇔ BR	Audio system is sounding	A waveform synchronized with sounds is output
R3-3 ⇔ R2-7 (RR- ⇔ GND)	W ⇔ BR	Audio system is sounding	A waveform synchronized with sounds is output
R2-6 ⇔ R2-7 (FL- ⇔ GND)	V ⇔ BR	Audio system is sounding	A waveform synchronized with sounds is output
R2-5 ⇔ R2-7 (FR- ⇔ GND)	L ⇔ BR	Audio system is sounding	A waveform synchronized with sounds is output

3. STEREO COMPONENT AMPLIFIER ASSY

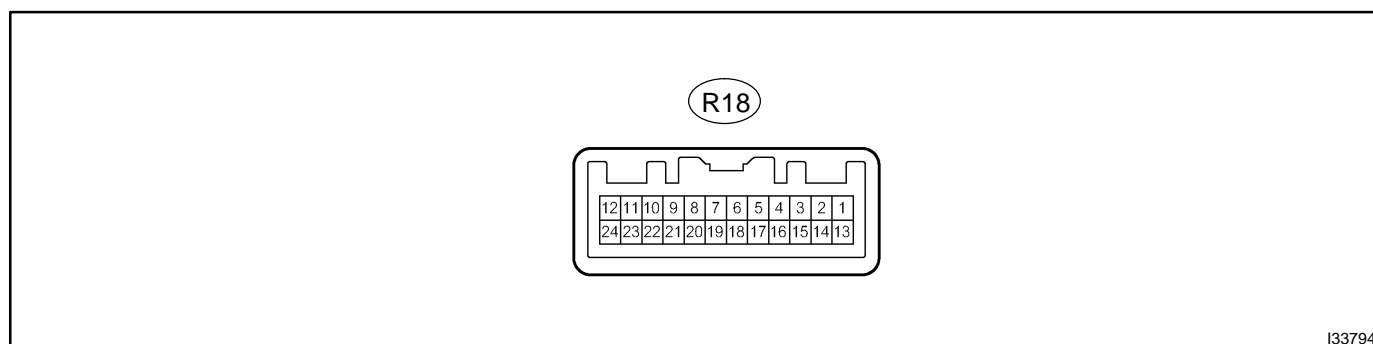


I33793

Terminal No. (Symbols)	Wiring Color	Condition	Specified condition
S22-1 ⇔ S23-15 (MUTE ⇔ GND)	W-R ⇔ BR	Audio system is sounding	3.5V or more
S22-2 ⇔ S23-15 (L- ⇔ GND)	G ⇔ BR	Audio system is sounding	A waveform synchronized with sounds is output
S22-3 ⇔ S23-15 (L+ ⇔ GND)	R ⇔ BR	Audio system is sounding	A waveform synchronized with sounds is output
S22-4 ⇔ S23-15 (R- ⇔ GND)	W ⇔ BR	Audio system is sounding	A waveform synchronized with sounds is output
S22-5 ⇔ S23-15 (R+ ⇔ GND)	B ⇔ BR	Audio system is sounding	A waveform synchronized with sounds is output
S22-7 (TX-)	W	See "Service Check Mode"	-
S22-8 (TX+)	B	See "Service Check Mode"	-
S22-12 ⇔ S23-15 (ACC ⇔ GND)	GR ⇔ BR	Ignition switch OFF	Below 1 V
		Ignition switch ACC or ON	10 - 14 V
S23-1 ⇔ S23-15 (+B ⇔ GND)	W-L ⇔ BR	Constant	10 - 14V
S23-3 ⇔ S23-15 (CSP+ ⇔ GND)	G ⇔ BR	Audio system is sounding	A waveform synchronized with sounds is output
S23-4 ⇔ S23-15 (RL+ ⇔ GND)	B ⇔ BR	Audio system is sounding	A waveform synchronized with sounds is output
S23-5 ⇔ S23-15 (RR+ ⇔ GND)	R ⇔ BR	Audio system is sounding	A waveform synchronized with sounds is output
S23-6 ⇔ S23-15 (FL+ ⇔ GND)	P ⇔ BR	Audio system is sounding	A waveform synchronized with sounds is output

S23-7 ⇔ S23-15 (FR+ ⇔ GND)	LG ⇔ BR	Audio system is sounding	A waveform synchronized with sounds is output
S23-8 ⇔ S23-15 (WFL+ ⇔ GND)	BR ⇔ BR	Audio system is sounding	A waveform synchronized with sounds is output
S23-9 ⇔ S23-15 (WFR+ ⇔ GND)	L-B ⇔ BR	Audio system is sounding	A waveform synchronized with sounds is output
S23-10 ⇔ S23-15 (+B2 ⇔ GND)	W-L ⇔ BR	Constant	10 - 14V
S23-12 ⇔ S23-15 (CSP- ⇔ GND)	G-B ⇔ BR	Audio system is sounding	A waveform synchronized with sounds is output
S23-13 ⇔ S23-15 (RL- ⇔ GND)	Y ⇔ BR	Audio system is sounding	A waveform synchronized with sounds is output
S23-14 ⇔ S23-15 (RR- ⇔ GND)	W ⇔ BR	Audio system is sounding	A waveform synchronized with sounds is output
S23-15 ⇔ Body ground (GND ⇔ Body ground)	BR ⇔ Body ground	Constant	Below 1V
S23-16 ⇔ Body ground (E ⇔ Body ground)	BR ⇔ Body ground	Constant	Below 1V
S23-17 ⇔ S23-15 (FL- ⇔ GND)	V ⇔ BR	Audio system is sounding	A waveform synchronized with sounds is output
S23-18 ⇔ S23-15 (FR- ⇔ GND)	L ⇔ BR	Audio system is sounding	A waveform synchronized with sounds is output
S23-19 ⇔ S23-15 (WFL- ⇔ GND)	G-W ⇔ BR	Audio system is sounding	A waveform synchronized with sounds is output
S23-20 ⇔ S23-15 (WFR- ⇔ GND)	L-R ⇔ BR	Audio system is sounding	A waveform synchronized with sounds is output

4. STEREO COMPONENT CONTROLLER ASSY



I33794

Terminal No. (Symbols)	Wiring Color	Condition	Specified condition
R18-21 ⇔ R18-17 (MUTE ⇔ GND)	LG ⇔ LG	Radio switch is ON	3.5V or more
R18-22 (TX+)	LG	See "Service check mode"	-
R18-23 (TX-)	W	See "Service check mode"	-
R18-12 ⇔ R18-17 (+B ⇔ GND)	LG ⇔ LG	Constant	10 - 14V
R18-24 ⇔ R18-17 (ACC ⇔ GND)	LG ⇔ LG	Ignition switch OFF	Below 1V
		Ignition switch ACC or ON	10 - 14V

DIAGNOSTICS - AUDIO SYSTEM

R18-17 ⇔ Body ground (GND ⇔ Body ground)	LG ⇔ Body ground	Constant	Below 1V
R18-9 ⇔ R18-17 (RSR+ ⇔ GND)	W ⇔ LG	Audio system is sounding	A waveform synchro- nized with sounds is output
R18-8 ⇔ R18-17 (RSR- ⇔ GND)	W ⇔ LG	Audio system is sounding	A waveform synchro- nized with sounds is output
R18-7 ⇔ R18-17 (RSL+ ⇔ GND)	W ⇔ LG	Audio system is sounding	A waveform synchro- nized with sounds is output
R18-6 ⇔ R18-17 (RSL- ⇔ GND)	W ⇔ LG	Audio system is sounding	A waveform synchro- nized with sounds is output